



**CANOPYPRODUCTS**  
QUALITY IS OUR TRADITION

**BLACKWOOD MILL JOINERY**  
QUALITY IS OUR TRADITION

**TIMBER PRODUCTS**  
CANOPY PRODUCTS BROCHURE





bwf



Part of The Blackwood Mill Group of companies







# WELCOME TO CANOPY PRODUCTS

Established in 1964, on a foundation of long-term customer partnerships based on the highest standards of craftsman quality and exceptional service.

From humble beginnings, making its first Gallows bracket in 1973 the Company enjoyed growth to quickly become the market leader in stocked timber Gallows brackets and Canopies.

2001 saw the launch of the first website with enquiries from Europe and America. The company became limited in 2002 and Canopy Products was born.

2008 saw the widening of the product offering in that Glass fibre and our engineering side developed our current range of metal post supports.

2015 proved exciting in that we have become an accredited manufacturer of Accoya and our first products launched via our new website. We invested in our first apprentice to ensure the craftsmanship is retained for future generations.

A "fitting" service was offered for the first time through our joinery and building sister company Ramdale Limited.

2018 saw the "Blackwood Mill Joinery" brand created and associated website to showcase our non canopy related products. Letting the world know our little secret that we are not just manufacturers of canopies!

2019 Our exciting move to Blackwood Mill bringing all our manufacturing under one roof.

The Canopy Products principle of becoming the first-choice supplier to fully satisfy customer requirements has enabled us to offer a range of building products to a growing number of customers including blue-chip organizations, major house builders right through to start-ups and one man businesses. We now offer a comprehensive nationwide service of over 200+ stocked building products delivered next day.

We are extremely proud of the team spirit here at Canopy, and we extend this approach to our relationships with clients. Excellent customer service has been rewarded by exceptional customer loyalty. Customer satisfaction is the key to our success and we are proud of our ability to deliver a wide range of building solutions on time and on budget to the highest standards. We take pride in that all our products are manufactured in the UK ensuring we monitor the quality.





# Standard Canopy Products

Canopy Products produce stock products to the building Industry on a contract and next day basis. With a 7 day turnaround on bespoke joinery products, we can help bring the finishing touches to your building projects.





# Paul Taylor

Sales Director

The Canopy Products principle of becoming the first-choice supplier to fully satisfy customer requirements has enabled us to offer a range of building products to a growing number of customers including blue-chip organisations, major house builders right through to start-ups and one man businesses.

We now offer a comprehensive nationwide service of over 200+ stocked building products delivered next day.

*Paul Taylor*

# STANDARD CANOPY PRODUCTS

**STOCK PRODUCTS DISPATCHED THE SAME DAY.**

- DISCOUNTS APPLY FOR BULK ORDERS/TRADE/MERCHANTS.
- TERMS, PRO FORMA INVOICE, CHEQUE WITH ORDER, PAY PAL OR CREDIT CARD.
- THE GOODS AND A V.A.T. INVOICE WILL BE DISPATCHED ON RECEIPT OF PAYMENT.
- ALL OUR WOOD PRODUCTS ARE NOW TREATED WITH AN INDUSTRIAL WOOD PRESERVATIVE AS DEFINED IN BS/EN 335-1:1994. THE PRODUCT PROTECTS THE WOOD SURFACE AGAINST WOOD DESTROYING AND WOOD DISCOLOURING FUNGI AND SATISFIES THE PERFORMANCE REQUIREMENTS OF EN599-1. THIS ALLOWS THE PRODUCT TO BE STAINED/PAINTED ON SITE.
- S.W.L. IS THE SAFE WORKING LOAD FOR EACH PRODUCT
- PLEASE TELEPHONE FOR CARRIAGE COSTS. IF THE PRODUCT YOU NEED IS NOT LISTED, WE CAN MAKE IT TO YOUR SPECIFICATION
- OUT OF STOCK ITEMS SEVEN-DAY DISPATCH.
- SEE OUR WEBSITE FOR CURRENT PRICES [www.canopyproducts.co.uk](http://www.canopyproducts.co.uk)
- **CANOPY PRODUCTS HAS BEEN ABLE TO MAKE AND SELL FSC® CERTIFIED PRODUCTS SINCE 2010. TIMBER PRODUCTS PRE-FIXED "F" ARE FSC CERTIFIED (FSC® C109654).**
- FIXING KITS AVAILABLE

WE ACCEPT



# STANDARD GALLOWS BRACKETS



CODE	HIGH	PROJECTION	SIZE OF HEAD & UPRIGHT	SIZE OF BRACE	BEVELLED EDGE	S.W.L. k.g.	KG
	mm	mm	mm				
F-GS0	400	300	75 x 50	75 x 50	Yes	119	1.5
F-GS1	590	550	75 x 50	75 x 50	Yes	<b>128</b>	2.6
F-GS2	750	700	75 x 50	75 x 50	Yes	122	4
F-GS6	600	600	75 x 50	75 x 50	Yes	122	4
F-GS3	800	800	100 x 50	100 x 50	Yes	193	4.5
F-GS4	500	450	75 X 50	75 x 50	Yes	141	2
F-GS7	750	600	100 X 50	100 x 50	Yes	193	4
F-GS9	750	750	100 X 50 Head 100 X 75 Upright	100 x 50	Yes	216	8
F-GS550	750	550	75 x 50	75 x 50	Yes	92	3
F-G1	450	300	EX 75 X 75	EX 75 X 50	Yes	187	2
F-G2	500	350	EX 75 X 75	EX 75 X 50	Yes	199	2
F-G3	900	750	EX 75 X 75	EX 75 X 50	Yes	155	4
F-G4	900	900	EX 75 X 75	EX 75 X 50	Yes	186	5
F-G5	600	600	EX 75 X 75	EX 75 X 50	Yes	160	3.5
F-G6	600	450	EX 75 X 75	EX 75 X 50	Yes	154	3
F-G7	800	577	EX 75 X 75	EX 75 X 50	Yes	154	4
F-G10	450	450	EX 75 X 75	EX 75 X 50	Yes	111	3.5
F-G11	1000	1000	EX 100 X 75	EX 100 X 75	Yes	267	10.5

Check website for stock.

# STANDARD GALLOWS BRACKETS

CODE	HIGH	PROJECTION	SIZE OF HEAD & UPRIGHT	SIZE OF BRACE	BEVELLED EDGE	S.W.L. k.g.	KG
	mm	mm	mm				
F-SG32T	825	750	100 x 75	100 x 75	Yes	296	8.5
F-SG34T	970	900	100 x 75	100 x 75	Yes	322	11
F-SG35T	600	550	100 x 75	100 x 75	Yes	200	5
F-GST-745	730	745	100 x 75 head 100 x 50 Upright	75 x 50	No	100	6



F-SG32T



F-SG34T



F-SG35T



F-GST745

Check website for stock.

# STANDARD GALLOWS BRACKETS

CODE	HIGH	PROJECTION	SIZE OF HEAD & UPRIGHT	SIZE OF BRACE	BEVELLED EDGE	S.W.L. k.g.	KG
	mm	mm	mm				
F-SG12T	400	300	75 x 50	100 x 50	Yes	135	1.5
F-SG17T	500	450	75 x 50	125 x 50	Yes	111	2
F-SG1003T	700	600	100 x 50	150 x 50	Yes	133	3.75
F-SG28T	900	750	100 X 50	200 x 50	Yes	151	7
F-G1003T	1060	900	100 x 75	200 x 50	Yes	167	11



F-G100-3T



F-SG100-3T



FS-G17T



F-SG12-T



F-SG28T

## FEATURE BRACES

F-FCB



F-FCB1





# STANDARD GALLOWS BRACKETS



CODE	HIGH	PROJECTION	SIZE OF HEAD & UPRIGHT	SIZE OF BRACE	BEVELLED EDGE	S.W.L. k.g.	KG	EX WORKS PRICE
	mm	mm	mm					
F-SG9T	400	300	75 x 50	100 x 50	Yes	121	1.5	
F-SG100-7T	700	700	100 x 50	150 x 50	Yes	145	5	
F-SG100-8T	600	550	100 x 50	125 x 50	Yes	134	4	
F-SG100-9T	900	750	100 x 50	150 x 50	Yes	208	6	
F-G100T	800	700	100 x 50	175 x 50	Yes	284	6	



F-SG100-8T

F-SG100-9T



# STANDARD GALLOWS BRACKETS

CODE	HIGH	PROJECTION	SIZE OF HEAD & UPRIGHT	SIZE OF BRACE	BEVELLED EDGE	S.W.L. k.g.	KG
	mm	mm	mm				
F-SG6T	780	600	75 x 75	200 x 50	No	145	5
F-SG15T	950	700	75 x 75	200 x 50	No	176	7
F-SG20T	590	500	75 x 75	150 x 50	No	115	4
F-SG29T	1110	1000	75 x 75	225 x 50	No	164	9
F-SG31T	1000	850	75 x 75	225 x 50	No	150	8
F-SG33T	490	400	75 X 75	150 X 50	No	83	3.5
F-SG19T	380	380	50 X 50	125 x 50	Yes	44	1
F-CT1	300	230	75 X 50	200 x 50	No	151	1.5
F-CL-2	680	470	150 x 100	335 x 75	No	389	13
F-CL-3	400	300	100 x 75	200 x 50	No	210	6



F-SG6T



F-SG19T



F-CT1



F-CL2



# STANDARD GALLOWS BRACKETS



<---

ALL SAME DESIGN



F-CB685



F-SG125-12T

F-SG125-13T



F-HU-1B

CODE	HIGH	PROJECTION	SIZE OF HEAD & UPRIGHT	SIZE OF BRACE	BEVELLED EDGE	S.W.L. k.g.	KG
	mm	mm	mm				
F-SG100-10T	800	800	100 x 75	150 x 50	Yes	191	10.5
F-SG100-11T	1000	1000	100 x 75	200 x 50	Yes	351	11
F-SG100-13T	700	700	100 x 75	150 x 50	Yes	163	11
F-SG100-14T	600	550	100 X 50	125 x 50	Yes	117	3.5
F-SG100-16T	380	280	75 X 50	100 x 50	Yes	153	2.5

F-CB685	820	685	100 X 75	225 X 75	Yes	100	7
---------	-----	-----	----------	----------	-----	-----	---

## TWIN MORTISE GALLOWS BRACKET

The Heavy duty products are constructed with a twin mortise and tenon joint to the head and upright intersection, single mortise and tenon joints to the brace ends all the joints are pegged with oak dowels.

F-SG125-12T	1200	1200	125 X 100	175 x 75	Yes	525	22
F-SG125-13T	1200	1200	125 x 100	175 x 75	Yes	525	22

## TWIN MORTISE ENGINEERED GALLOWS BRACKETS

F-HU-1B	750	560	150 X 100	225 X 100	Yes	368	13
F-HU-2B	1040	850	150 X 100	220 x 100	Yes	369	16.5
F-HU-3B	1190	1000	150 X 100	255 x 100	Yes	364	19

The F-HU range are constructed from engineered timber (glue laminated) for extra stability and strength, with a twin mortise and tenon joint to the head and upright intersection, single mortise and tenon joints to the brace ends all the joints are glued and pegged with oak dowels.

# MONO PITCH GALLOWS BRACKETS



CODE	HIGH	PROJECTION	SIZE OF HEAD & UPRIGHT	SIZE OF BRACE	BEVELLED EDGE	S.W.L. k.g.	KG
STRAIGHT BRACE GALLOWS BRACKETS							
	mm	mm	mm				
F-L30	1135	650	75 x 50	75 x 50	Yes	145	3.5
F-L30S	1135	650	75 x 50	100 x 50	Yes	101	4
F-MLS-40S	1422	680	75 x 75	75 x 50	Yes	100	7
F-MSL-45S	1595	700	75 x 75	100 x 50	Yes	166	8
CURVED BRACE GALLOWS BRACKETS							
F-MSL-45T	1595	700	75 x 75	200 x 50	No	181	8
F-MSL-55T	1900	700	75 x 75	200 x 50	No	150	9.5



F-L30



F-L30S



F-MSL40S



F-MSL45S



F-MSL45T



# STANDARD CRUCIFORMS



CODE	WIDE	HIGH	SIZE OF POST & RAIL/SECTION		STOP BEVELLED	KG
	mm	mm	mm			
F-CF-1	1850	2000	EX 100 x75		Yes	13
			POST	CURVED TIE RAIL		
F-CF-3	1115	1400	EX 75 x 75	EX 125 x 50	Yes	6
F-CF-4	1900	1595	EX 75 X 75	EX 135 x 50	Yes	7

## DECORATIVE GABLE FEATURE

F-GHC	-	1100	75 X 50	PLATED WITH TURNED BALL	14
-------	---	------	---------	-------------------------	----

HALF LAP JOINTS TO FIT A 40° PITCH ROOF (CAN BE CUT DOWN TO FIT OTHER PITCHES) WITH 9mm PLYWOOD PLATES AND TURNED BALL

## CORBELS

F-CW1	342	150 x 50	PROFILED	-	0.8
F-CW2	622	150 x 50	PROFILED	-	2.2
F-CW3	589	175 x 65	PROFILED	-	2.3
F-CW4	874	175 x 65	PROFILED	-	3.75



F-CF-1



F-CF4



GH/CRUCIFORM/2690



F-CW4

F-CW3

F-CW2

F-CW1

# STANDARD TURNED FINIALS

CODE	HIGH	BODY	SECTION	BEVELLED EDGE	KG
	mm	mm	mm		
F-TF-2	1040	710	75 x 75	Yes	3
F-TF-3	900	570	75 x 75	Yes	2
F-TF-6	700	370	75 x 75	Yes	1.75
F-TF-7	800	470	75 x 75	Yes	1.75
F-TF-4	700	280	100 x 100	Yes	1.5
F-TF-5	900	480	100 X 100	Yes	3
F-TF-8	1000	580	100 X 100	Yes	3.5
F-TF-9	<b>1150</b>	780	100 X 100	Yes	4.5
F-TF-10	1350	930	100 X 100	Yes	6
F-TF-RR	840	470	100 X 100	Yes	2



F-TF-2



F-TF-7



F-TF-5



F-TF-10



F-TF-RR

**FINIALS RANGE ALSO AVAILABLE IN ACCOYA®**



# STANDARD DENTILS & CORBEL



F-D1 & 2



F-D3



F-D4



F-D5

PHOTO ABOVE SHOWS  
OPTIONAL PRIMING



F-C7 & F-C8

CODE	LENGTH/ HEIGHT	SECTION	PROFILE	KG
------	-------------------	---------	---------	----

## STANDARD DENTILS

	mm	mm		
F-D1	300	EX 100 x 100	CROSS GRAIN MOULDED	1.1
F-D2	450	EX 100 x 100	CROSS GRAIN MOULDED	2
F-D3	150	EX 75 x 50	CROSS GRAIN MOULDED	0.5
F-D4	250	EX 200 x 100	PROFILE WITH THE FOOT PLANTED	3.5
F-D5	275	EX 75 x 50	PROFIED & PRIMED	0.38

## STANDARD CORBEL

F-C7	595	EX 225 x 75	PROFIED	6.5
F-C8	340	EX 225 x 75	PROFIED	4

## GREEN OAK STOP BEVELLED POSTS

GOP1900	1900	EX 150 x 150	STOP BEVELLED	44
GOP2250	2250	EX 150 x 150	STOP BEVELLED	70
GOP2400	2400	EX 150 x 150	STOP BEVELLED	90

# STOP BEVELLED POSTS

CODE	HEIGHT	SECTION	BEVEL	KG
	mm	mm		
F-P1	2100	EX 100 x 100	STOP BEVELLED	11
F-P2	1600	EX 100 x 100	STOP BEVELLED	9
F-P4	1400	EX 100 x 100	STOP BEVELLED	7.5
F-P5 HALF POST	1500	EX 100 x 50	STOP BEVELLED	3.75
F-P6	1200	EX 100 x 100	STOP BEVELLED	6.5
F-P8 HALF POST	1800	EX 100 x 50	STOP BEVELLED	4
F-P9	1800	EX 100 x 100	STOP BEVELLED	10
F-P10	2400	EX 100 x 100	STOP BEVELLED	12

## ALL POSTS STOP BEVELLED 400MM FROM EACH END

### ENGINEERED POSTS

F-EP1650	1650	FS 125 x 125	STOP BEVELLED	13
F-EP1900	1900	FS 125 x 125	STOP BEVELLED	15
F-EP2200	2200	FS 125 x 125	STOP BEVELLED	17
F-EP2400	2400	FS 125 x 125	STOP BEVELLED	19
F-EP-150-1650	1650	EX 150 x 150	STOP BEVELLED	20
F-EP-150-1900	1900	EX 150 x 150	STOP BEVELLED	23
F-EP-150-2200	2200	EX 150 x 150	STOP BEVELLED	27
F-EP-150-2400	2400	EX 150 x 150	STOP BEVELLED	29

### TURNTD POSTS

F-TP2 TURNED POST	1800	EX 100 x 100	TURNED	10
F-TP3 TURNED POST	1500	EX 100 x 100	TURNED	10
F-TP4 TURNED POST	1650	EX 100 x 100	TURNED	10
F-TP5 TURNED POST	1800	EX 100 x 100	TURNED	9



## POST RANGE AVAILABLE IN ACCOYA®

SEE OUR WEB SITE FOR CURRENT PRICES AND A MORE EXTENSIVE RANGE OF PRODUCTS. [WWW.CANOPYPRODUCTS.CO.UK](http://WWW.CANOPYPRODUCTS.CO.UK)

# ASHWORTH CANOPY



ASHWORTH 1



ASHWORTH 2



ASHWORTH 3



ASHWORTH 4

## ASHWORTH CANOPY

The Ashworth door canopy is a high quality dual pitch softwood joinery product, designed to suit single door openings from 900mm to 1600mm wide. The canopy can receive tiles, slate or felt tiles this design allows the use of ridge tiles.

The tiles and lead flashings are not supplied with this product.

CODE	O/ALL WIDTH	PROJECTION	HEIGHT ABOVE DOOR HEAD	MAX BRICK OPENING	GALLOWES BRACKET CODE	PITCH	KG
	mm	mm	mm				
F-ASHWORTH 1	1690	700	685	1300	F-GS2	35°	27
F-ASHWORTH 2	1735	700	890	1300	F-GS2	45°	28
F-ASHWORTH 3	2000	900	800	1435	F-G100-3-T	35°	30
F-ASHWORTH 4*	1620	600	895	1290	F-GS7	45°	28
F-ASHWORTH 6	1400	700	700	1025	F-GS2	45°	26

\*F-ASHWORTH 4 HAS 1 X FEATURE TRUSS & 1 X REAR TRUSS

**FIXING KITS  
AVAILABLE**





# VICTORIAN CANOPY SETS

## TO RECEIVE YOUR BATTENS FELT AND TILES

THESE SETS CONSIST OF A PAIR OF F-SG6T, F-SG15T OR F-SG29T GALLOWS BRACKETS, A FRONT DECORATIVE TRUSS, WITH A BALL AND FINIAL, ONE OR TWO REAR OPEN TRUSSES, FASCIA BOARDS, SOFFITS IN 9mm PLYWOOD AND SPROCKETS.



### VCS RANGE

CODE	O/ALL WIDTH	PROJECTION	HEIGHT ABOVE DOOR HEAD TO RIDGE	MAXIMUM BRICK OPENING	PITCH	KG
	mm	mm	mm	mm		
F-VCS-1	1590	570	540	1125	35°	36
F-VCS-2	1590	700	540	1125	35°	37
F-VCS-15	1590	1000	540	1125	35°	50



**BESPOKE OPTIONS ARE AVAILABLE**

**FIXING KITS AVAILABLE**

# GEORGIAN CANOPIES & SPLAY BAY ROOFS

## HIPPED MONO PITCH CANOPIES

SINGLE OR DOUBLE HIP, HANDED, VARIABLE PITCH MADE TO YOUR REQUIREMENTS



AS DELIVERED TO SITE

CODE - F-SHC



CODE - F-DHC

DOUBLE HIP CARCASS, FASCIA & SOFFIT

OTHER SIZES AVAILABLE TO ORDER



FINISHED PRODUCT

WORKSHOP FABRICATED CANOPIES

## GEORGIAN CANOPIES AND SPLAY BAY ROOFS TO RECEIVE LEAD OR LEAD LOOK G.R.P. MADE TO ORDER CONTACT US



GEORGIAN CANOPY  
CODE F-GCL




GEORGIAN 45° SPLAY BAY ROOF. CODE F-GSBR.

# PERIOD CANOPY SET

## TURTON CANOPY SET DESIGNED TO ALLOW THE USE OF RIDGE TILES

THE TURTON CANOPY SET IS 500mm PROJECTION, TO RECEIVE YOUR BATTENS AND TILES. THE SET CONSISTS OF TWO F-SG20-T GALLOWS BRACKETS, ONE DECORATIVE FRONT FRAME, ONE REAR OPEN TRUSS, 9mm PLYWOOD SOFFITS, TILT AND TAPPER FILLETS.

### TURTON CANOPY SET



CODE	O/ALL WIDTH	PROJECTION	HEIGHT ABOVE DOOR HEAD TO RIDGE	MAXIMUM BRICK OPENING	PITCH	KG	
	mm	mm	mm	mm			
F-T1	1680	500	600	1220	35°	27	PENDANT FINIAL
F-T2	1680	500	600	1220	45°	28	FULL FINIAL

The **F-T2** has a full turned finial and roof pitch of 45°  
Please see the Edgeworth canopy design on page 21.



# PERIOD CANOPY SETS

CANOPY SETS ARE ALL 45° PITCH TO RECEIVE YOUR BATTENS AND TILES.  
 THE SET CONSISTS OF TWO F-SG20-T GALLOWS BRACKETS, ONE DECORATIVE FRONT FRAME, ONE REAR OPEN TRUSS, (TWO REAR OPEN TRUSSES FOR THE F-PCS-H4)  
 9mm PLYWOOD SOFFITS, TILT AND TAPPER FILLETS  
 THE HOLCOMBE 4 USES EX 100 X 50 RAFTERS AND F-SG15T GALLOWS BRACKETS.

## THE HOLCOMBE RANGE



CODE	O/ALL WIDTH	PROJECTION	HEIGHT ABOVE DOOR HEAD TO RIDGE	GALLOWS BRACKET	MAXIMUM BRICK OPENING	PITCH	KG	
	mm	mm	mm		mm			
F-PCS-H1	1340	500	650	F-SG20-T	910	45°	24	
F-PCS-H2	1680	500	810	F-SG20-T	1244	45°	28	
F-PCS-H3	1510	500	740	F-SG20-T	1084	45°	26	
F-PCS-H4	2200	700	1070	F-SG15-T	1654	45°	64	MADE TO ORDER
F-PCS-H5	1870	500	915	F-SG20-T	1390	45°	30	MADE TO ORDER

## FIXING KITS AVAILABLE

Please note the F-PCS-H4 and F-PCS-H5 have wider rafters and tie rails, finish size

94mm, The King posts are 75mm x 75mm.

# PERIOD CANOPY SETS

ALL CANOPY SETS ARE 45° PITCH 1340mm AND 1680mm WIDE / 505mm PROJECTION, TO RECEIVE YOUR BATTENS AND TILES THE SETS CONSISTS OF TWO GALLOWS BRACKETS, ONE DECORATIVE FRONT FRAME, ONE REAR OPEN TRUSS, 9mm PLYWOOD SOFFITS, TILT AND TAPER FILLETS

## EDGEWORTH CANOPY SET



CODE	O/ALL WIDTH	PROJECTION	HEIGHT ABOVE DOOR HEAD TO RIDGE	MAXIMUM BRICK OPENING	PITCH	KG
	mm	mm	mm	mm		
F-PCS-E1	1340	505	650	910	45°	24
F-PCS-E3	1510	505	740	1084	45°	26

## WALMERSLEY CANOPY



CODE	O/ALL WIDTH	PROJECTION	HEIGHT ABOVE DOOR HEAD TO RIDGE	MAXIMUM BRICK OPENING	PITCH	KG
	mm	mm	mm	mm		
F-PCS-W1	1340	505	650	910	45°	24
F-PCS-W4	2195	700	1050	1600	45°	34
F-PCS-W3	1510	505	740	1084	45°	26

**FIXING KITS AVAILABLE**

**\* MADE TO ORDER**



# PERIOD CANOPY SETS

CANOPY SETS ARE ALL A 45° PITCH TO RECEIVE YOUR BATTENS AND TILES.  
THE SETS CONSIST OF TWO F-SG6-T OR F-SG20-T GALLOWS BRACKETS, ONE DECORATIVE FRONT FRAME, ONE REAR OPEN TRUSS, 9mm PLYWOOD SOFFITS, TILT AND TAPER FILLETS

## THE RIVINGTON



CODE	O/ALL WIDTH	PROJECTION	HEIGHT ABOVE DOOR HEAD TO RIDGE	MAXIMUM BRICK OPENING	PITCH	KG	
	mm	mm	mm	mm			
F-PCS-R1	1340	505	650	910	45°	25	
F-PCS-R4	2200	600	1085	1710	45°	34	*

\* **MADE TO ORDER**

CODE	O/ALL WIDTH	PROJECTION	HEIGHT ABOVE DOOR HEAD TO RIDGE	MAXIMUM BRICK OPENING	PITCH	KG	
	mm	mm	mm	mm			
F-PCS-R3	1510	505	740	1084	45°	27	
F-PCS-R5	1870	700	914	1400	45°	33	*

\* **MADE TO ORDER**

**FIXING KITS AVAILABLE**



# PERIOD CANOPY SETS

THE CROSSOVER CANOPY SET HAS A 42° PITCH.

THE CANOPY IS BUILT TO RECEIVE YOUR BATTENS & TILES.

IT INCLUDES - 2 X F-GS7 GALLIOWS BRACKETS, 1 X DECORATIVE FRONT FRAME,  
1 X REAR OPEN TRUSS, 9mm PLYWOOD SOFFITS, TILT & TAPER FILLETS

## CROSSOVER



CODE	O/ALL WIDTH	PROJECTION	HEIGHT ABOVE DOOR HEAD TO RIDGE	MAXIMUM BRICK OPENING	PITCH	KG
	mm	mm	mm	mm		
F-A2R-CO	1735	600	830	1200	42°	40

THE VENTNOR CANOPY HAS A 45° PITCH.

THE CANOPY IS BUILT TO RECEIVE YOUR BATTENS AND TILES.

THE SET INCLUDES 2 X F-SG6-T, 1 X DECORATIVE FRONT FRAME,  
1 X REAR OPEN TRUSS, 9mm PLYWOOD SOFFITS, 2 X FASCIA BOARDS

## VENTNOR



CODE	O/ALL WIDTH	PROJECTION	HEIGHT ABOVE DOOR HEAD TO RIDGE	MAXIMUM BRICK OPENING	PITCH	KG
	mm	mm	mm	mm		
F-VENTNOR	1706	648	755	1140	45°	44

## FIXING KITS AVAILABLE



**DOWNLOAD OUR PRODUCT CATALOGUES TO SEE OUR FULL  
RANGE OF PRODUCTS**



# PERIOD CANOPY SETS/ DUROTILE ROOF CANOPY

## COLTISHALL CANOPY SET

DUAL PITCH CANOPY SET 45° PITCH. TO RECEIVE BATTENS AND TILES.  
THE SETS CONSISTS OF TWO F-GS7 GALLOWS BRACKETS,  
ONE DECORATIVE FRONT FRAME, ONE REAR OPEN TRUSS, 9mm PLYWOOD  
SOFFITS, FACIA BOARDS AND TAPPER FILLETS.

CODE	O/ALL WIDTH	PROJECTION	HEIGHT ABOVE DOOR HEAD TO RIDGE	MAXIMUM BRICK OPENING	OVERALL HEIGHT	KG
	mm	mm	mm	mm		
F-PCS-C2	1620	600	895	1262	1645	22

## FIXING KIT AVAILABLE



COLTISHALL CANOPY SET





# PERIOD CANOPY SET - THE BACUP

## THE BACUP CANOPY SET - F-DP1

PERIOD DUAL PITCH TIMBER DOOR CANOPY - FULLY ASSEMBLED\*  
1620mm Wide, 800mm projection  
The Bacup F-DP1 Dual pitch canopy set @ 45°

CODE	O/ALL WIDTH	PROJECTION	HEIGHT ABOVE DOOR HEAD TO RIDGE	MAXIMUM BRICK OPENING	OVERALL HEIGHT	KG
	mm	mm	mm	mm		
F-DP1	1620	800	858	1190	1683	70

\* This canopy set consists of a pair of F-CB685 curved gallows brackets, one crows foot king post front truss, two open rear trusses. Rafter is ex 100mm x 50mm. King post is ex 100mm x 50mm. Tie rail is ex 100mm x 50mm. Fascia board ex 225mm x 25mm, barge boards and V T & G soffits. Projection 800 mm is the total projection from the wall to the outermost edge of the barge board. All this is assembled and delivered as one. Simply fix the assembled brackets in place and the assembled canopy (note the fascia and barge boards are sent loose ready to position and fix in place by your tiler/slater.



**Note the canopy is bare timber, ready to paint / stain unless you have requested a factory coating (at an extra cost).**

**FIXING KIT AVAILABLE**

# MONO PITCH DOOR CANOPY - THE RAMSBOTTOM

## THE RAMSBOTTOM CANOPY SET - F-PCSR-A01



### FIXING KIT AVAILABLE

CODE	O/ALL WIDTH	PROJECTION	HEIGHT ABOVE DOOR HEAD TO RIDGE	OVERALL HEIGHT	KG
	mm	mm	mm		
F-PCSR-A01	1650	750	710	1645	28

Ramsbottom Door Canopies are a high quality softwood joinery frame built to our standard projection. Standard width 1650mm (Any width can be manufactured to your special requirements up to a maximum of four metres long, please contact us for a quote). 750mm projection, 710mm height above door head, weight 28kg.

Choose between Black or White (grained UPVC) soffit /cheeks. Also available with Tricoya which is profiled V T & G (low maintenance but will require painting on site). The canopy can receive tiles; slate or felt tiles. Standard comes with two F-GS2 brackets. Different styled brackets can be ordered, please contact us.

Please note the images shown are a fully finished site photo, black grained UPVC version, supported on our F-CB685 brackets

# PERIOD CANOPY SETS

## MOORLAND CANOPY FINISHED PRODUCT AS DELIVERED TO SITE



FINISHED ON-SITE  
IMAGE



DELIVERED PRODUCT

<---

F-MSL45T  
GALLOWS  
BRACKETS

--->



DELIVERED PRODUCT



FINISHED ON-SITE  
IMAGE

CODE	O/ALL WIDTH	PROJECTION	HEIGHT ABOVE DOOR HEAD TO RIDGE	MAXIMUM BRICK OPENING	PITCH	KG	BRACKET
	mm	mm	mm	mm			
F-M1	1280 to 1500	750	750	910 to 1164	45°	28	2
F-M2	1500 to 2000	750	750	1164 to 1664	45°	33	2
F-M3	2000 to 2500	750	750	1664 to 2164	45°	38	2
F-M4	2500 to 3000	750	750	2164 to 2664	45°	43	3
F-M5	3000 to 3500	750	750	2664 to 3164	45°	48	3

CODE	O/ALL WIDTH	PROJECTION	HEIGHT ABOVE DOOR HEAD TO RIDGE	MAXIMUM BRICK OPENING	PITCH	KG	BRACKET
	mm	mm	mm	mm			
F-SW1	1280 to 1500	750	750	910 to 1164	45°	28	2
F-SW2	1500 to 2000	750	750	1164 to 1664	45°	33	2
F-SW3	2000 to 2500	750	750	1664 to 2164	45°	38	2
F-SW4	2500 to 3000	750	750	2164 to 2664	45°	43	3
F-SW5	3000 to 3500	750	750	2664 to 3164	45°	48	3

**FIXING KIT AVAILABLE**

# DALESMAN DOOR CANOPIES

DALESMAN DECK AND BRACKETS IN BASE COAT STAIN TO RECEIVE FELT, BATTENS AND SLATE OR TILES.



F-L30-S GALLOWS BRACKETS

CODE	O/ALL WIDTH	PROJECTION	DEEP	MAXIMUM BRICK OPENING	PITCH	KG
	mm	mm	mm	mm		
F-DC1BC	1500	700	650	1164	35°	27
F-DC2BC	1500 to 2000	700	650	1664	35°	35
F-DC3BC	2000 to 2500	700	650	2164	35°	42
F-DC4BC	2500 to 3000	700	650	2664	35°	53
F-DC5BC	3000 to 3500	700	650	3164	35°	60

**FIXING KIT AVAILABLE**




# PERIOD CANOPY SETS

## THE ASHTON

CODE	O/ALL WIDTH	PROJECTION	DEEP	MAXIMUM BRICK OPENING	KG
	mm	mm	mm	mm	
F-ASH-1470-690	1470	690	220	1164	39
F-ASH-1470-440	1470	440	220	1164	32
F-ASH-1800-690	1800	690	220	1494	47



STANDARD



WITH GRP LID

THE ASHTON IS A TRADITIONAL TIMBER CARCASS, WITH DUMMY CORBEL BRACKETS, MOULDED ARCHITRAVE AND PLYWOOD SOFFIT AND DECK.

THE CARCASS HAS AN OPEN BACK TO RECEIVE TWO GALVANISED STEEL BRACKETS THAT FIX TO THE OUTSIDE OF THE OUTER COURSE OF BRICKWORK. THE CARCASS FITS OVER THE BRACKETS AND LOCATES ON LUGS ON THE ENDS OF THE BRACKETS.

STANDARD BUILT TO RECEIVE LEAD WORK ON SITE BY YOUR CONTRACTOR

**ALSO AVAILABLE ARE GRP LEAD LOOK OR ZINC ROOF LID OPTIONS**



## THE SADDLEWORTH

A TRADITIONAL TIMBER AND PLYWOOD CANOPY BUILT TO RECEIVE LEAD WORK ON SITE BY YOUR CONTRACTOR, SUPPLIED WITH A PAIR OF F-GS4 GALLOWS BRACKETS



CODE	O/ALL WIDTH	PROJECTION	DEEP	MAXIMUM BRICK OPENING	KG
	mm	mm	mm	mm	
F-SAD	1352	547	119	1030	19

# WILMSLOW CANOPIES

CODE	O/ALL WIDTH	PROJECTION	DEEP	MAXIMUM BRICK OPENING	KG
	mm	mm	mm		
F-WILM-1470-690	1470	690	225	1164	53
F-WILM-1470-440	1470	440	225	1164	35
F-WILM-1800-440	1470	440	225	1164	64



THE WILMSLOW CANOPIES ARE TRADITIONAL TIMBER CARCASSES , WITH DUMMY CORBEL BRACKETS, MOULDED CARCASS AND ARCHITRAVE WITH A PLYWOOD SOFFIT AND DECK.

THE ROOF IS READY TO RECEIVE YOUR LEAD BATTEN ON SITE. THE CARCASS HAS AN OPEN BACK TO RECEIVE TWO GALVANISED STEEL BRACKETS THAT FIX TO THE OUTSIDE OF THE OUTER COURSE OF BRICKWORK.

THE CARCASS FITS OVER THE BRACKETS AND LOCATES ON LUGS AT THE ENDS OF THE BRACKETS.



**ALSO AVAILABLE ARE GRP LEAD LOOK OR ZINC ROOF LID OPTIONS**



# OVER-LAYED LEAD LOOK G.R.P. ROOF FABRICATIONS


BUILT TO YOUR INDIVIDUAL REQUIREMENTS.



BAY WINDOW LOW  
FALL **GSC-B-R**

LOW FALL, LEAD-LOOK, G.R.P SQUARE OR SPLAY BAY ROOFS BUILT FROM  
TIMBER JOISTS WITH PLYWOOD SKIN MADE TO YOUR REQUIRMENTS

PRICE ESTIMATE £220 PM BASED ON A  
700MM PROJECTION



SPLAYBAY WINDOW ROOF  
**PLL/135/S/B/R/**

GEORGIAN, LEAD-LOOK, SQUARE G.R.P. BAY ROOF BUILT ON PLYWOOD  
FORMERS AND PLYWOOD SKIN MADE TO YOUR REQUIRMENTS

PRICE ESTIMATE £550 PM BASED ON A  
700MM PROJECTION




LOW FALL LEAD LOOK SEMI-CIRCULAR  
BAY WINDOW- **GSC**

LOW FALL, SEMI-CIRCULAR, LEAD LOOK G.R.P. BAY ROOF EX-AMPLE  
1678mm DIA 3000mm LONG 750mm PROJECTION BUILT ON TIMBER JOISTS  
AND PLYWOOD WITH BLACK UPVC FACIA BOARD AND A PLYWOOD STUBB SOFFIT



GEORGIAN CURVED BAY WINDOW/ROOF/CANOPY -  
**GLCC/SQ/B/R**

GEORGIAN, LEAD-LOOK, SQUARE G.R.P. BAY ROOF BUILT ON PLYWOOD  
FORMERS AND PLYWOOD SKIN MADE TO YOUR REQUIRMENTS



GEORGIAN LEAD LOOK BAY  
ROOF - **GLL-135-S-B-R**

GEORGIAN, LEAD-LOOK, SPLAY G.R.P. BAY ROOF BUILT ON PLYWOOD FORMERS  
AND PLYWOOD SKIN MADE TO YOUR REQUIRMENTS 2400mm WIDE 600mm



LEAD LOOK GEORGIAN CURVED LOW PITCH BIN  
ROOF/CYCLE SHELTER- **GLL-BIN-STORE-R**

GEORGIAN, LEAD-LOOK, FOUR FACET G.R.P. BAY ROOF BUILT ON PLYWOOD  
FORMERS AND A PLYWOOD SKIN MADE TO YOUR REQUIRMENTS EXAMPLE

Items in **blue** can be made to order and are not in stock

SEE OUR WEB SITE FOR CURRENT PRICES AND A MORE EXTENSIVE RANGE OF PRODUCTS. [WWW.CANOPYPRODUCTS.CO.UK](http://WWW.CANOPYPRODUCTS.CO.UK)



# STANDARD DESIGN CANOPY PRODUCTS SPECIFICATION

## MATERIAL

ALL WOOD PRODUCTS CONSTRUCTED FROM VthS GRADE SWEDISH RED DEAL UNLESS OTHERWISE STATED.

## JOINTS

STOPPED MORTISE AND TENON GLUE & PINNED.

## FINISH

PLANED ALL ROUND TIMBER. ALL CURVED SURFACES BANDSAWN AND SPINDLE MOULDER PLANED TO PROFILE. BEVELS 10mm AND 12mm ACROSS THE FLATS. ALL SEEN SURFACES ARE TWICE SANDED (80s GRIT AND 100s GRIT) SANDPAPERS.

## ASSEMBLY

GLUED COMPONENTS HAND ASSEMBLED, PNEUMATICALLY CLAMPED. ALL JOINTS SECURED WITH HEADLESS ALUMINIUM PINS.

## TREATMENT AND PREPERATION

OUR TIMBER PRODUCTS ARE INSPECTED FOR FAULTS, DEAD KNOTS AND SHAKES ARE FILLED USING POLYESTER TWO PACK RESIN FILLER. ALL OUR WOOD PRODUCTS ARE NOW TREATED WITH AN INDUSTRIAL WOOD PRESERVATIVE AS DEFINED

IN BS/EN 335-1:1994. THE PRODUCT PROTECTS THE WOOD SURFACE AGAINST WOOD DESTROYING AND WOOD DISCOLOURING FUNGI AND SATISFIES THE PERFORMANCE REQUIREMENTS OF EN599-1. THIS ALLOWS THE

PRODUCT TO BE STAINED/PAINTED ON SITE.

## PACKAGING

PRODUCTS BANDED, CORNER PROTECTED AND CLING FILM WRAPPED.

## DELIVERY

NEXT DAY DISPATCH ON ALL STOCK PRODUCTS USING A NATIONAL CARRIER, WITHIN 30 WORKING DAYS FOR LARGE AND SPECIAL PRODUCTS.

## STRUCTURAL SUITABILITY

SAFE WORKING LOADS ARE STATED ON MOST OF OUR STUCTRURAL PRODUCTS, CALCULATIONS SHOULD BE OBTAINED TO CHECK THE SUITABILITY OF THE PRODUCT FOR YOUR APPLICATION



## Howard Smith

Operations Director

We are extremely proud of the team spirit here at Canopy, and we extend this approach to our relationships with clients. Excellent customer service has been rewarded by exceptional customer loyalty. Customer satisfaction is the key to our success and we are proud of our ability to deliver a wide range of building solutions on time and on budget to the highest standards. We take pride in that all our products are manufactured in the UK ensuring we monitor the quality.

*Howard Smith*



Address:  
Canopy Products Ltd  
Blackwood Mill, Blackwood Road, Bacup,  
Lancashire, OL13 0PZ

Email:  
[sales@blackwoodmillgroup.co.uk](mailto:sales@blackwoodmillgroup.co.uk)

Website:  
[www.canopyproducts.co.uk](http://www.canopyproducts.co.uk)

Contact:  
Tel: 01706 82 26 65 Fax: 01706 82 33 33



# STANDARD CANOPY PRODUCTS

**STOCK PRODUCTS DISPATCHED THE SAME DAY.**

- WE RESERVE THE RIGHT TO ALTER WITHOUT NOTICE, THE DIMENSIONS, SECTION, DESIGN OR CONFIGURATION OF ANY OF THE PRODUCTS LISTED IN THIS BROCHURE, IN THE INTEREST OF PRODUCT IMPROVEMENT.
- FOR A FULL RANGE OF PRODUCTS THAT ARE AVAILABLE, CONTACT US FOR A BROCHURE OR DOWNLOAD THEM ONLINE.

**PART OF THE BLACKWOOD MILL GROUP OF COMPANIES**



## WWW.CANOPYPRODUCTS.CO.UK

